









































Porcelain

			
100 White	123 Matt colourless	124 Glossy colourless	126 White opaque
			
127 Broken white	287 Bright yellow	288 Bright yellow opaque	262 Gold yellow opaque
			
253 Gold yellow	263 Orange opaque	235 Orange	387 Bright red
			
388 Bright red opaque	375 Bordeaux	341 Fuchsia opaque	548 Blue violet
			
376 Purple	527 Sky blue	541 Sky blue opaque	543 Soft blue opaque
			
529 Mediterranean blue	685 Turquoise opaque	687 Bright green	690 Bright green opaque
			
665 Spring green	686 Olive green opaque	654 Fir green	437 Terra opaque
			
438 Sienna opaque	432 Terra	402 Deep brown	700 Black
			
746 Black opaque	807 Silver opaque	808 Gold opaque	809 Copper opaque

Contour Paint

			
100 White	120 Colourless	700 Black	800 Silver
			
801 Gold			

Colours illustrated approximate to the real colours as nearly as possible.

Packaging

Decorfin Porcelain:
36 colours in 16-ml and 50-ml bottles.

Decorfin Contour Paint:
5 colours in 20-ml tubes, with a handy applicator nozzle.



Set

For a first acquaintance with Decorfin Porcelain. Complete with a booklet with tips and ideals.

No. 28821608, with 5 bottles, one tube Contour paint and 2 brushes.



More information

The Talens website is packed with information on all types of Decorfin paint and related products. You can find us at www.royaltalens.com. In addition there are leaflets on the other Decorfin paint types: Universal Satin, Glass und Textile. You will also find in the Decorfin range products for special effects like Antique Colour, and Patina.



8 712079 197957

Royal Talens
P.O. Box 4
Apeldoorn, NL
88280014 2011 www.royaltalens.com



Porcelain
Contour Paint





Ready to use!

A water-based porcelain paint! Now you can paint your own ceramics and then fix the decorations. Very simply, at home in the oven. A user-friendly paint, which flows very well, dries fast and can be used immediately. After baking the colours acquire their full depth and sparkle.

Features

- A water-based decorating paint with a unique formula for painting earthenware, porcelain and ceramics, glass and metal.
- After baking in the (combined) oven the paint is dishwasher-resistant.
- In the case of, for example, plates subject to intensive use we advise painting only the edge.
- The paint has a good level of lightfastness and a wonderful sheen.
- There is ample choice from 36 modern colours (18 transparent and 18 opaque). You can extend this range for yourself by mixing.
- Decorfin Porcelain dries “glass-hard” and does not require a protective coat.
- Stir the paint well in the bottle before use.

For what surfaces?

- With Decorfin Porcelain you can paint various heat-resistant objects in a unique way.
- Ideal for decorating surfaces such as porcelain, earthenware, ceramics, glass, metal and copper.
- Before you begin painting, clean the surface (for example, with Talens Ox Gall or methylated spirits) so that it is dust and grease-free. This will ensure optimum adhesion of the paint.

Techniques

- The paint can be applied, for example, with a brush. There are special Decorfin Brushes for both finer and coarser work (Decorfin series 62 - 67).
- For painting larger areas evenly, you can use a piece of abrasive sponge. You can cut this to the desired size yourself.
- Porcelain paint is ideal for stippling, especially with the range of Decorfin brushes series 65.

Two special “colours”

- These are 123 Matt Colourless and 124 Gloss Colourless. With them you can use the so-called cut-out technique on ceramics. You glue sections of a paper napkin or pictures into the colourless paint while it is still wet, which are then covered with a further 2 coats of colourless paint. After baking in the oven these designs are also dishwasher-resistant.
- You can also use the colourless paint as a medium; mixing with Decorfin Porcelain makes the colours more transparent.
- The colourless paint can also be used as a primer to prepare highly absorbent ceramics earthenware for painting. You apply the decoration over the transparent coat.

Baking in the oven/combined oven

- When you have finished painting allow the object to dry in the air for approximately 15 minutes. You can scrape off minor errors after 15 minutes' drying with the tip of a knife. This must be done before the paint is fixed in the oven.
- The decorations are fixed in the oven (preferably a convector oven) at 140 °C. When the oven has been preheated to this temperature, place the object inside for 30 minutes. Turn off the heat and allow the object to cool in the oven.
- If the fixing time is exceeded the paint may turn slightly brown.



Tips

- Close bottles tightly after use and clean tops thoroughly.
- Brushes will remain in good condition for a long time if they are cleaned immediately after use with soap and water. After cleaning place them in an empty jar with the bristles facing upwards.
- If you are not going to use the paint for some time, put a teaspoonful of water in the bottle. This will prevent the paint from drying out.
- If the paint is too thick, it can be thinned with a little water.

Contour Paint

- Decorfin Contour Paint is available specially for tracing contours on porcelain. You have a choice of 5 colours in tubes of 20 ml: White, Colourless, Black, Silver and Gold.
- With Contour Paint you can draw fine contour lines and write texts. The handy applicator nozzle enables to use the paint direct from the tube.
- After the contour lines have dried (approx. 15 min.) the areas within the lines can be coloured in with Decorfin Porcelain. Contour Paint can be baked in the oven just like Decorfin Porcelain.

